

MotorGuide® REPAIR PARTS

Models: **LAZER II**
ELECTRIC STEER

GW52RF

GW52AG

SPECIFICATIONS:

Year of Intro	1998
Thrust	52LBS
Volts	12VDC
Amp Draw	0 to 48 amps
Mount	15 Bow
Speeds	Variable

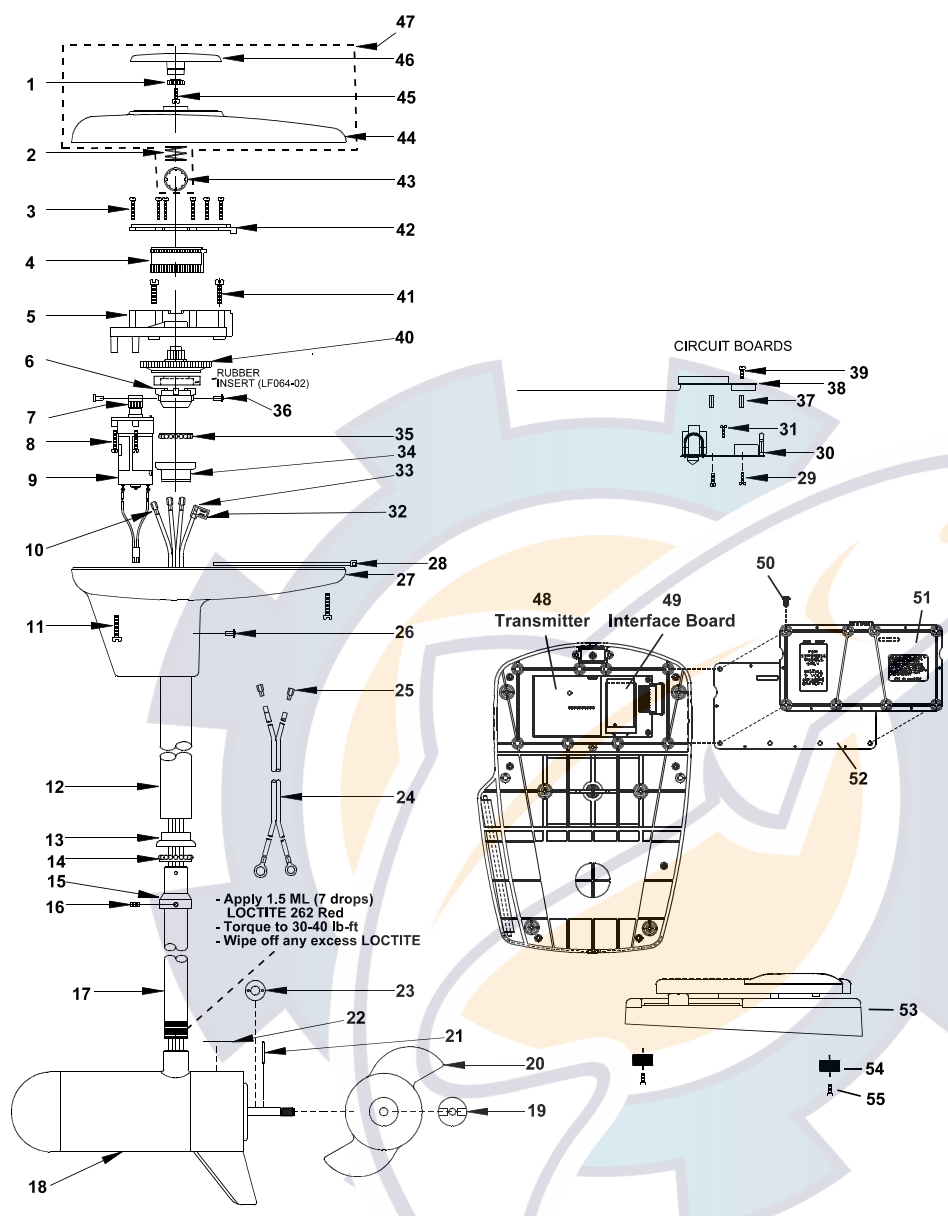
QUICK REFERENCE PARTS GUIDE:

MOSFET	JF096-08
Motor Seal Kit	6220
Transmitter	NP169-02

PARTS ORDERING & TECH ASSISTANCE

MotorGuide Consumer Relations
 Phone 918-831-6989
 Fax 800-982-8093

Returned Goods must be accompanied with a Returned Goods Authorization. Contact MotorGuide Consumer Relations to obtain RGA.

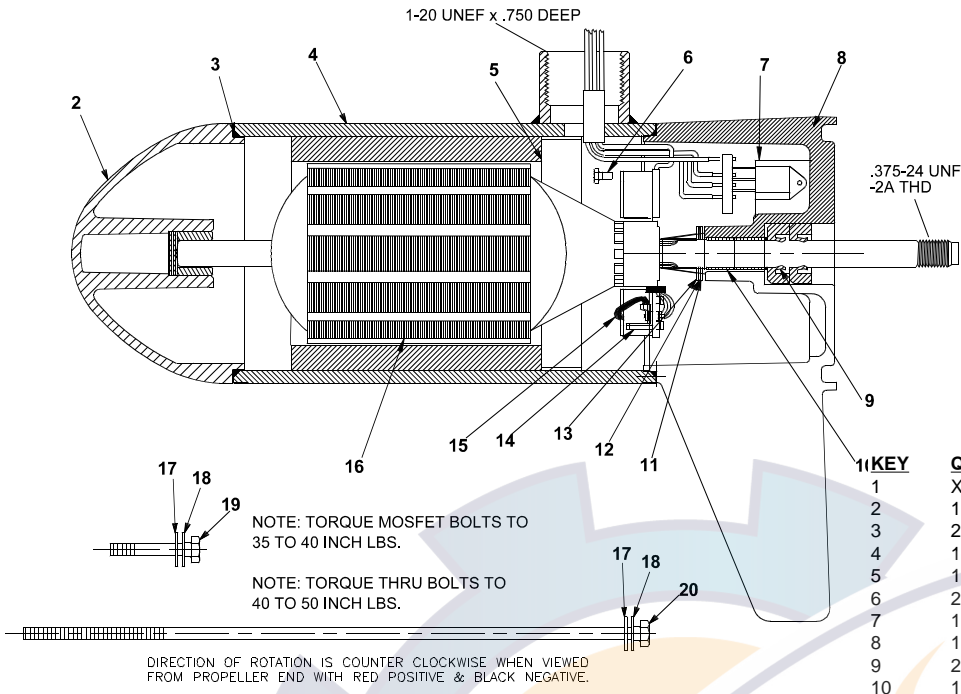


KEY#	PART#	DESCRIPTION	KEY#	PART#	DESCRIPTION	KEY#	PART#	DESCRIPTION
1	LF069-05	LAZER GEAR/INDICATOR	22	XT060-04	LOWER UNIT DECAL LAZER	47	LF053-12	LAZER II GENERIC T/H COVER
2	LF014-01	SPRING/INDICATOR	23	RK171-01	NYLON WASHER .125" THICK	48	LF053-31	AUTOGUIDE GENERIC T/H COVER
3	XF141-02	SCREW #4 X 7/8	24	LF328-02	BATTERY CABLE ASY	49	NP169-02	TRANSMITTER
4	LF125-01	RACK	25	PM160-01	TERMINAL	50	NP157-03	LAZER II INTERFACE BD RF
5	LF126-01	RACK GUIDE	26	LF111-02	POP RIVET .126-.187 D6	51	NP157-05	AUTOGUIDE INTERFACE BOARD RF
6	LF064-01	COLUMN COUPLER	27	LF004-06	T/H BASE	52	XF141-06	#6X32X7/16 SCREW
7	LF068-03	PINION GEAR	28	AF030-01	CABLE TIE	53	NP012-01	LAZER II BATTERY DOOR
8	XF141-02	SCREW #4 X 7/8	29	XT141-01	SCREW, SELF TAPPING	54	NP079-02	LAZER II DOOR GASKET
9	LF3126-01	DRIVE MOTOR ASSY 12V	30	LF157-01	LAZER II ES/RF BOARD	55	NP300-12	LAZER II PEDAL ASY
10	PM160-01	TERMINAL	31	LF157-06	AUTOGUIDE 12V ES/RF BOARD		NP300-16	AUTOGUIDE RF PEDAL ASY
11	XF141-04	SCREW #8 X 1"	32	XT141-01	SELF TAPPING SCREW		XP023-01	FOOT PEDAL PADS
12	AF165-06	(46") OUTER TUBE	33	BR161-03	20-14 FLAG TERMI/STRIP G2		XF135-01	SCREW, PAD
13	AF165-07	(30") OUTER TUBE	34	IO080-01	INSULATING SLEEVE			
14	AF165-08	(36") OUTER TUBE	35	FM007-01	BEARING CUP			
15	AF165-01	(13") OUTER TUBE	36	XF005-01	BALL BEARING			
16	AF007-01	RETAINER/ BEARING CUP	37	LF111-01	POP RIVET .376-.500 D6			
17	XF005-01	BEARING	38	LF102-03	STANDOFF			
18	FM006-02	RETAINER/BEARING	39	LF170-01	RECEIVER			
19	FM142-01	SET SCREW	40	XT141-01	SELF TAPPING SCREW			
20	LF049-03	36" SS COLUMN	41	LF069-08	COLUMN GEAR/POWDER MET			
21	LF049-04	42" SS COLUMN	42	XF141-03	SCREW #8X3/4			
	LF049-05	50" SS COLUMN	43	LF127-01	RACK GUIDE COVER			
	LF049-08	54" SS COLUMN	44	LF098-01	TINNERMAN CLIP			
	LF049-09	60" SS COLUMN	45	LF053-11	LAZER II GENERIC T/H COVER			
	CF397-13	F/O MOTOR	46	LF053-38	AUTOGUIDE GENERIC T/H COVER			
	AR099-01	PROP NUT		LF141-06	SCREW #6X1/2 PLASTIC			
	AF124-10	3.5 NINJA 3 BLADE PROP		LF078-06	LAZER INDICATOR			
	BR102-01	PROP DRIVE PIN						

PARTS NOT ILLUSTRATED

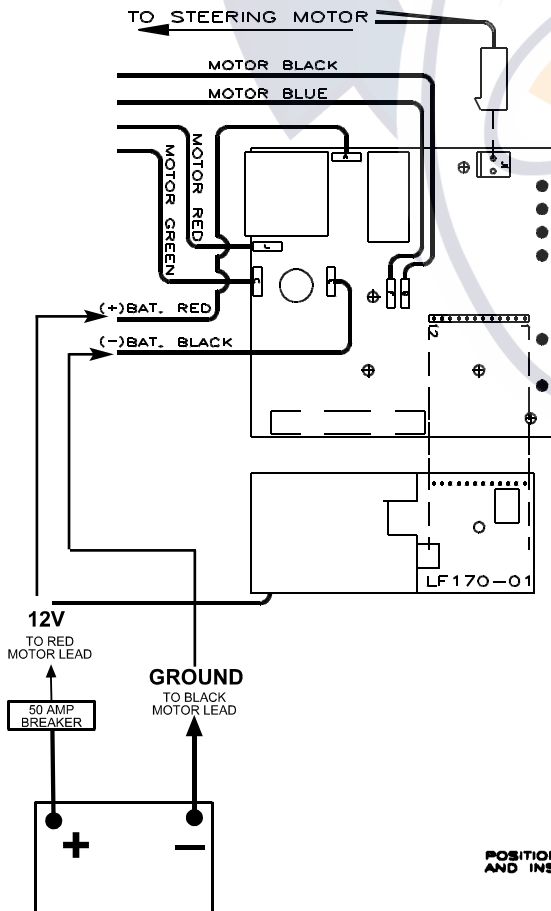
LF078-02	RAISED SECONDARY INDICATOR
LF141-01	SCREW, SECONDARY INDICATOR
LF057-01	INDICATOR DECAL
LF056-28	GW52RF TOP HOUSING DECAL
LF056-35	GW52AG TOP HOUSING DECAL

Models:
GW52RF
GW52AG




KEY	QTY	DESCRIPTION	PART NO.
1	X	MOTOR	CF397-13
2	1	NOSE CAP	JF3212-02
3	2	O RING SEAL	MR217-01
4	1	HOUSING ASY	JF3210-02
5	1	RETAINER	JF233-01
6	2	BRUSH CARD SCREW	MR228-01
7	1	DURA AMP MODULE	JF096-08
8	1	COMM CAP	UF3205-02
9	2	SHAFT SEAL	MR223-01
10	1	BEARING	MR206-01
11	1	NYLATRON WASHER	MR226-01
12	1	WASHER	MR227-01
13	1	E RING	MR219-01
14	2	BRUSH SPRINGS	MR214-02
15	1	BRUSH ASY LESS SPRING	JF3201-05
16	1	ARMATURE	CF3207-01
17	4	STATIC SEAL	MR222-01
18	4	THRU BOLT WASHER	MR216-02
19	2	DURA AMP SCREW	MR229-02
20	2	THRU BOLT	MR218-03

WIRING



Lubricate wire exiting pinion with non washout grease and bend wires flat to clear indicator gear teeth.

Battery cable leads to be bent at 90 degrees. Leads must be at or below top of Control electronics board.



RACK INSTALLATION
POSITION MOTOR IN LINE WITH TOP HOUSING (SEE BELOW) AND INSTALL RACK APPROX. 5/16 FROM END OF TRAVEL

